



AMS GROUP YAPI İNŞAAT SANAYİ VE TİCARET LİMİTED ŞİRKETİ.

### FACTORY

Yazıbaşı Mah. Sazyolu Cad. TORBALI / İZMİR

T. : +90 232 323 00 44 • www.amsgroup.com.tr  
Gsm: +90 543 231 66 25 • info@amsgroup.com.tr

### OFFICE

Donanmacı Mah. 1721 Sk. No.4/109 Karşıyaka - İzmir

 /amsgroup.tr

/ Ams Grop 

info@amsgroup.com.tr



AMS GROUP  
WPC DOORS

# About Us.

**AMS Group**, is a pumice stone producer and supplier of construction materials, established its first factory in the PVC in 1995 with the production of suspended ceilings and accessories. **AMS Group** has established itself in the market in a short time thanks to the quality of the products, the successful service approach and the large distribution network, the Group has further strengthened its service network and its market share by establishing a second factory in Adana in 2001 to minimize distribution network costs and provide better service.

**AMS GROUP**, which has become a prestigious brand in the PVC sector, opened its third factory in Izmir in 2005 with the brand **AMSPEN Window Profile**. Supporting quality with a more qualified and export-oriented product line, the group started producing PVC composite doors with **AMS** brand in 2010.

**AMS group**, is a prestigious brand in the PVC sector, also operates in the Fuels, Construction and Services sectors. Aware that quality is never the result of chance, it is the result of effort, knowledge and experience, the Group sets the bar higher in its objectives of producing quality and qualified products, create jobs and export efficiently.

Each composite PVC door  
AMS saving 600-900dm<sup>3</sup> of the forest.



*Innoxious for health,  
Durable,  
Aesthetic,  
Antibacterial,  
Moisture resistant,  
Water-repellent,  
B1 fire resistance,  
Does not require painting  
and additional care.*



# İMAJ SERIES

Stylish & Simple...



MODEL CODE  
**İMAJ 01**  
WENGE



WHITE



WHITE



RUSTIC WALNUT



WENGE



MODEL CODE  
**İMAJ 02**  
AMERICAN WALNUT

MODEL CODE  
**İMAJ 03**  
NATURAL



WHITE



DARK WALNUT



MAPLE



OZIGO

MODEL CODE  
**İMAJ 04**  
RUSTIC WALNUT





MODEL CODE  
**İMAJ O5**  
WHITE



*BIRCH*



*WHITE TEAK*



*WENGE*



*TEAK*



MODEL CODE  
**İMAJ O6**  
AMERICAN WALNUT



MODEL CODE  
**İMAJ 07**  
ASH



WHITE



CREAM



RUSTIC WALNUT



ANTHRACITE



MODEL CODE  
**İMAJ 08**  
WHITE

# STAR SERIES

The Star Of The City...





MODEL CODE  
**STAR O1**  
*WHITE*

To complicate is easy. To simplify is difficult.  
To complicate you just need to add anything  
you want.  
Colors, shapes, actions, decorations, people,  
ambients full of things.  
Anyone is able to complicate.  
Few are able to simplify.

Simplify means to remove, and to remove  
need to know what to remove, like a sculptor  
does when fits through the rock with a chisel,  
to remove all the excess material.  
Theoretically every rock has a beautiful sculp-  
ture inside it, but how do you know where to  
stop removing, without ruining the sculpture?  
By removing instead of adding means you un-  
derstand the essence of things, and commu-  
nicate their essentialism.  
This process brings you out of time and  
fashion.  
Bruno Munari



*COCO*



*OZIGO*



*WENGE*



*WHITE*



MODEL CODE  
**STAR O2**  
*RUSTIC WALNUT*

MODEL CODE  
**STAR 03**  
TEAK



WHITE



MAPLE



DARK WALNUT



BIRCH

MODEL CODE  
**STAR 04**  
WHITE TEAK



MODEL CODE  
**STAR 05**  
WENGE



*RUSTIC WALNUT*



*MAPLE*



*MAPLE*



*RUSTIC*



MODEL CODE  
**STAR 06**  
TEAK



MODEL CODE  
**STAR 07**  
*MIX WHITE TEAK*



*MIX TEAK*



*OZIGO*



*MIX OZIGO*



*COCO & WHITE*



MODEL CODE  
**STAR 08**  
*RUSTIC WALNUT*

# ACRO SERIES

Innovative & Simple...





MODEL CODE  
**ACRO 01**  
OZIGO



*BIRCH*



*MAPLE*



*AMERICAN WALNUT*



*DARK WALNUT*



MODEL CODE  
**ACRO 02**  
RUSTIC WALNUT

MODEL CODE  
**ACRO 03**  
BIRCH



*RUSTIC WALNUT*



*WENGE*



*TEAK*



*MAPLE*



MODEL CODE  
**ACRO 04**  
DARK WALNUT

MODEL CODE  
**ACRO 05**  
*RUSTIC WALNUT*



*WHITE*



*WHITE*



*WHITE TEAK*



*RUSTIC WALNUT*

MODEL CODE  
**ACRO 06**  
*AMERICAN WALNUT*



MODEL CODE

**ACRO 07**  
WHITE



**BIRCH**



**MAPLE**



**WENGE**



**DARK WALNUT**

MODEL CODE

**ACRO 08**  
BIRCH



To complicate is easy. To simplify is difficult.  
To complicate you just need to add anything  
you want.  
Colors, shapes, actions, decorations, people,  
ambients, full of things.  
Anyone is able to complicate.  
Few are able to simplify.

Simplify means to remove, and to remove  
need to know what to remove, like a sculptor  
does when hits through the rock with a chisel,  
to remove all the excess material.  
Theoretically every rock has a beautiful sculpture  
inside it, but how do you know where to  
stop removing, without ruining the sculpture?  
By removing instead of adding means you understand  
the essence of things, and communicate their  
essentialism.  
This process brings you out of time and  
fashion.  
Bruno Munari

MODEL CODE  
**ACRO 09**  
WENGE



OZIGO



TEAK



TEAK



WENGE

MODEL CODE  
**ACRO 10**  
BIRCH



# PRESTIJ SERIES

Your Home's Prestige...



MODEL CODE  
PRESTIJ **Montu**  
WENGE



MODEL CODE  
PRESTIJ **ARTEMIS**  
WENGE



MODEL CODE  
PRESTIJ **Serapis**  
WENGE



MODEL CODE  
PRESTIJ **Isis**  
WENGE





MODEL CODE  
PRESTIJ **Maat**  
WHITE




MODEL CODE  
PRESTIJ **Atum**  
WHITE



# MDF SERIES

The Quality is Yours...



MODEL CODE  
**Country - 1**  
TEAK



MODEL CODE  
**Country - 2**  
WHITE TEAK



MODEL CODE  
**Anatolia**  
GERMAN WALNUT



MODEL CODE  
**Madalyon**  
GOLD WALNUT



MODEL CODE  
**Ocean**  
GERMAN WALNUT



MODEL CODE  
**Buchartes**  
ARIZONA PINE



MODEL CODE  
**Berlin**  
WHITE



MODEL CODE  
**Lisbon**  
TEAK



MODEL CODE  
**Fourline**  
GERMAN WALNUT



MODEL CODE  
**Tokyo**  
WHITE



MODEL CODE  
**Modaline**  
ARIZONA PINE



MODEL CODE  
**Paris**  
WHITE



DOUBLE DOOR POSSIBILITIES



DOUBLE DOOR POSSIBILITIES



DOUBLE DOOR POSSIBILITIES




DOUBLE DOOR POSSIBILITIES



**COLORS CHART**




***DARK WALNUT***



***WHITE***



***ASH***



***MIX WHITE TEAK***



***NATURAL***



***WENGE***



***WHITE TEAK***



***SHINY WHITE***



***AMERICAN WALNUT***



***BIRCH***



***ARIZONA PINE***



***MIX OZIGO***



***OZIGO***



***WALNUT***



***TEAK***



***SHINY ANTHRACITE***



***RUSTIC WALNUT***



***MAPLE***




***GERMAN WALNUT***



***MIX BAMBU***



***BAMBU***



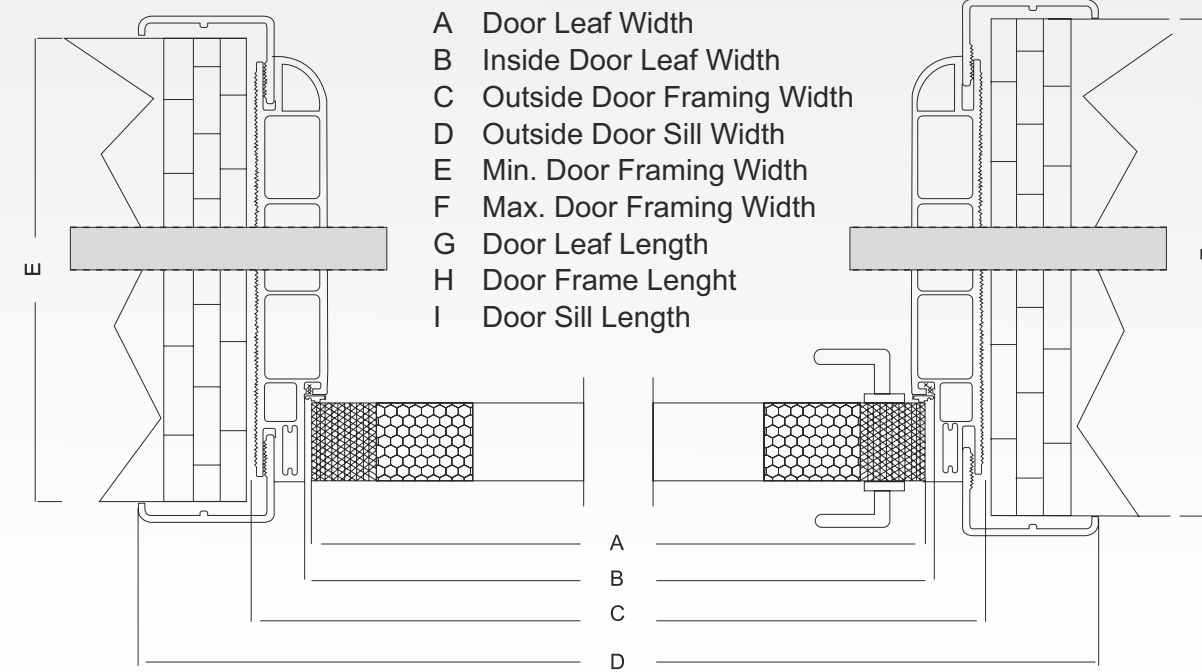
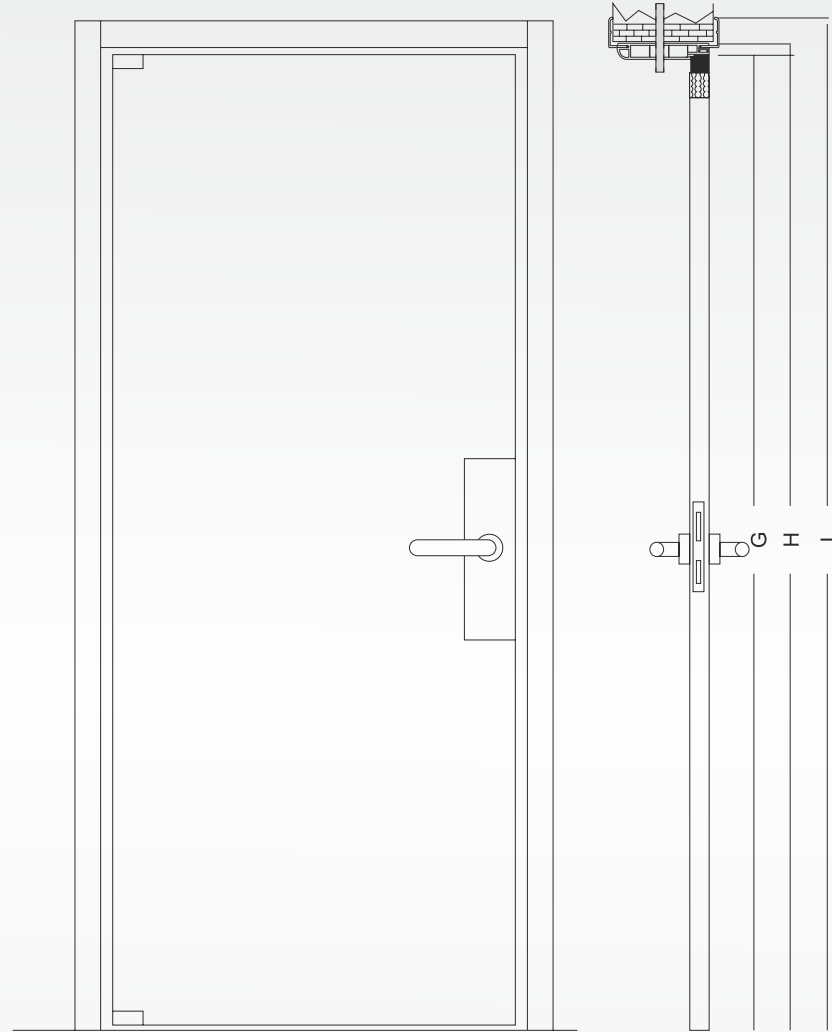
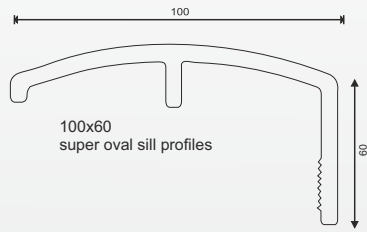
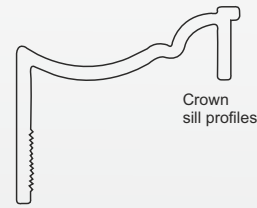
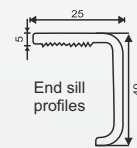
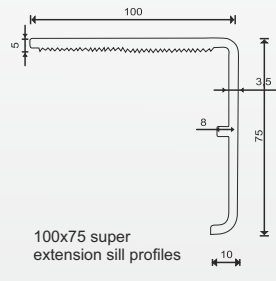
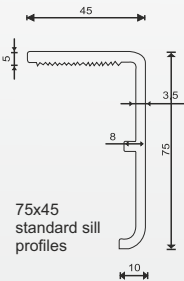
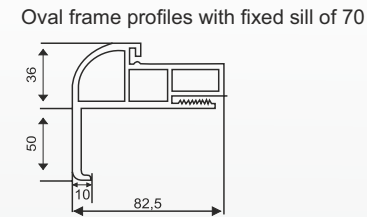
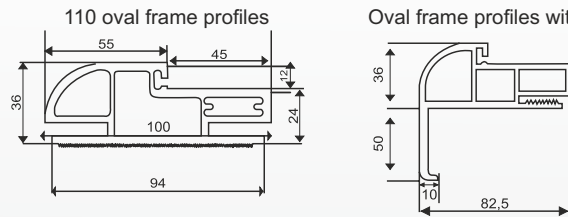
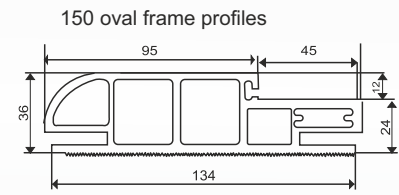
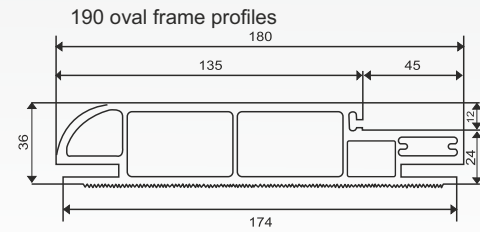
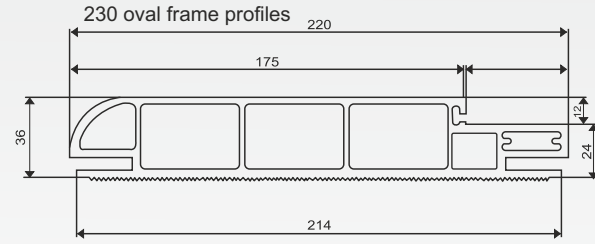
***ANTHRACITE GREY***



***MIX TEAK***



***SHINY CREAM***



- A Door Leaf Width
- B Inside Door Leaf Width
- C Outside Door Framing Width
- D Outside Door Sill Width
- E Min. Door Framing Width
- F Max. Door Framing Width
- G Door Leaf Length
- H Door Frame Length
- I Door Sill Length

Model	A	B	C	D	E	F	G	H	I
Office and Entrance Door	900	910	960	1100	maximum [350] min.		2020	2080	2150
Interior Room Door	820	830	880	1020		2020	2080	2150	
WC Door	720	730	780	920		2020	2080	2150	



PVC  
EPS



WOOD  
HONEY COMB



PVC  
POLIURETAN



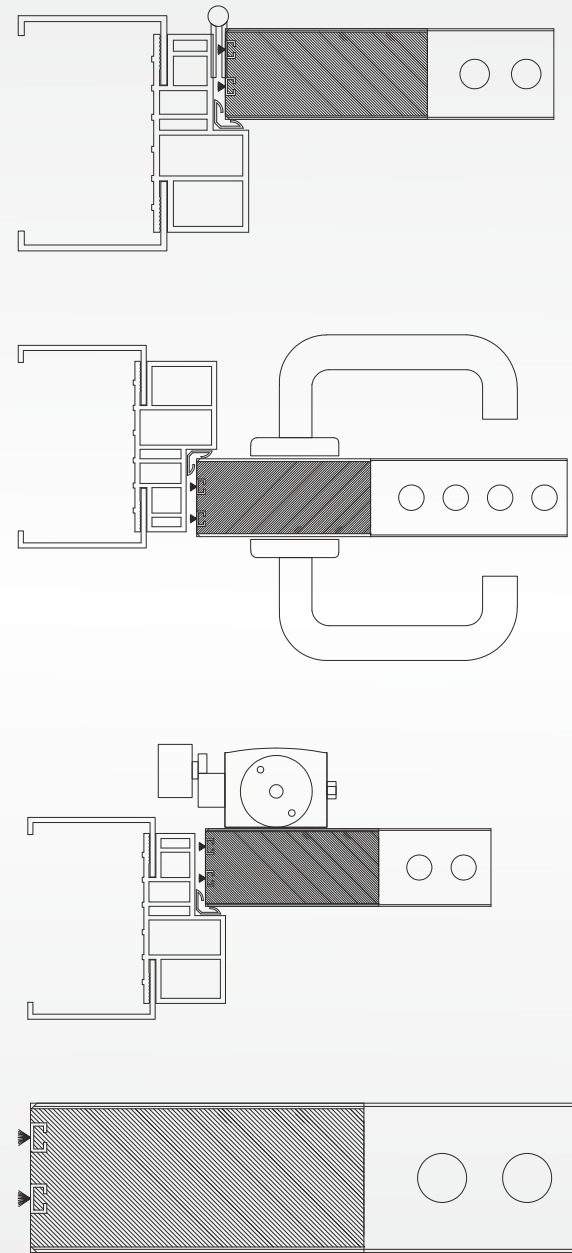
WOOD  
EPS



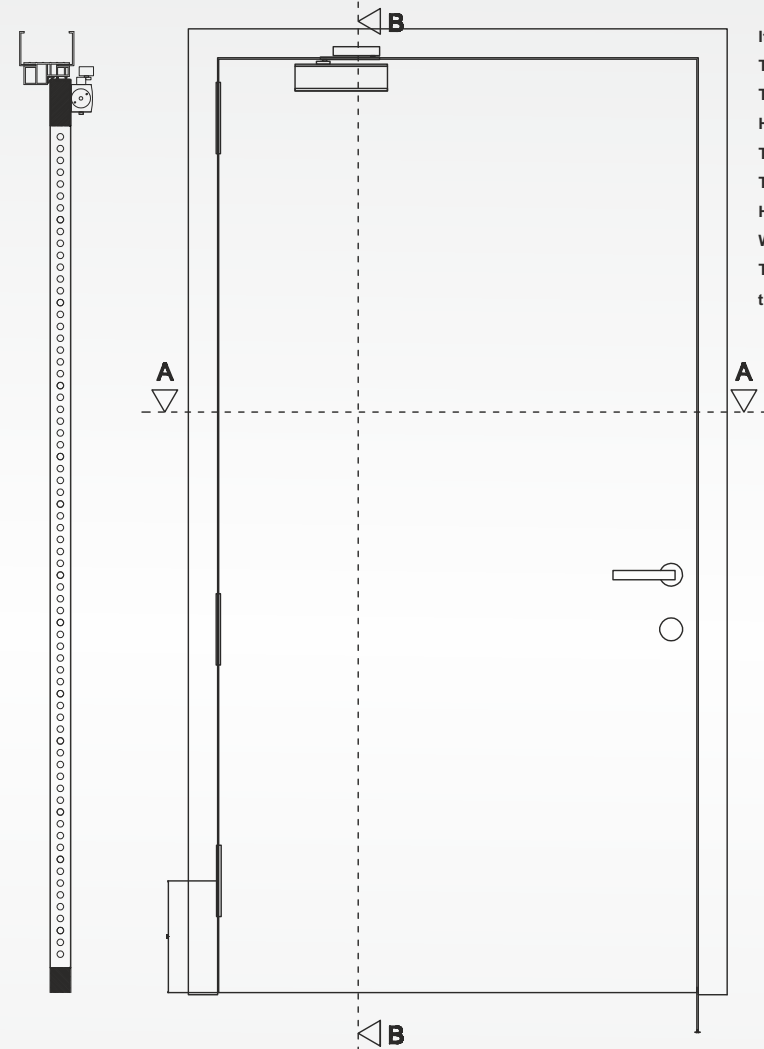
WOOD+MDF  
HONEY COMB



WOOD  
TUBULAR  
CHIPBOARD



**FIRE RESISTANT**



It is a Ytong wall and the wall thickness will be 14mm.  
 The gap between the wall and the frame is 10 mm.  
 The door leaf is 30mm smaller than the frame.  
 Hinge 200mm from the top 250mm from the bottom.  
 The third hinge is on the lock axle.  
 The door leaf weight is 56 kg.  
 Hinge back is reinforced.  
 We request the hinge distances.  
 The distance between the door leaf and the ground is 8mm.

